

DOOR AND FINISH COLLECTION

colors, styles & accents



FIELDSTONE[®]
C A B I N E T R Y

CONTENTS

CABINET COLORS

Black	17
Blue	28–29
Brown	11–16
Best selling Brown	11
Custom Colors	53
Gray	18–23
Best selling Gray	21
Green	24–26
White and Off White	4–10
Best selling White and Off White	4
Yellow	27

SPECIALTY COLORS

Amaretto	17
Antiquity	16, 23
Chateaux	15
Homestead	19, 29
Villa	6, 17, 24, 28–29

ARTISAN EFFECTS

Cottage Distressing	35
Distressing	32–33
Light Chain Distressing	33
Matte Top Coat	32
Old World Distressing	35
Splattering	33
Weathered	34
Weathered Snow	34

DOOR STYLES

Inset Door Styles	44–46
Overlay Door Styles	36–43

LEARN MORE

Colors & Distressing	55
Overlay and Inset Cabinet Differences	54
Silvercoat	54
Specialty Color Palette	31
Stain Palette	30
Style Options	48–49
Door Options	50
Glass and Inserts	51
Tinted Varnish Palette	31
Warranty	54
Wood Types	52

Find out more about Stains, Tinted Varnish and Glaze on page 55.





THIS KITCHEN was created with the Waterway door style in Cherry finished in Driftwood with Chocolate glaze and in Hazelnut. Optional five-piece drawer headers were used.

Our entire selection of White & Off White cabinet colors can be viewed on www.fieldstonecabinetry.com.

Best selling White & Off White colors



1

SNOWBOUND

Shown here on the Wildwood inset door style in Maple.
Snowbound is a Tinted Varnish finish.



2

SIMPLY WHITE

Shown here on the Tempe door style in Maple.
Simply White is a Tinted Varnish finish.



3

MARSHMALLOW CREAM

Shown here on the Clermont door style in Red Oak.
Marshmallow Cream is a Tinted Varnish finish.



4

BISTRO WHITE

Shown here on the Hanover door style in Maple.
Bistro White is a Tinted Varnish finish.

classic white & off white

Newest White colors

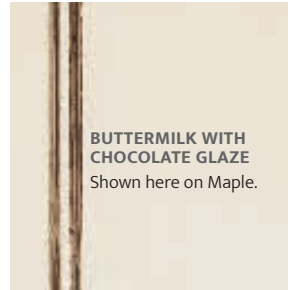


BUTTERMILK

Shown here on the Hanover door style in Maple.
Buttermilk is a Tinted Varnish finish.



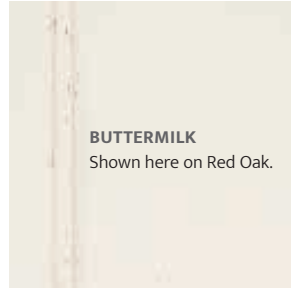
BUTTERMILK
Shown here on Maple.



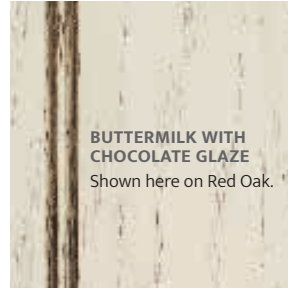
BUTTERMILK WITH CHOCOLATE GLAZE
Shown here on Maple.



BUTTERMILK WITH LATTE' GLAZE
Shown here on Maple.



BUTTERMILK
Shown here on Red Oak.



BUTTERMILK WITH CHOCOLATE GLAZE
Shown here on Red Oak.

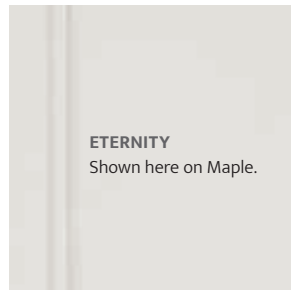


BUTTERMILK WITH LATTE' GLAZE
Shown here on Red Oak.

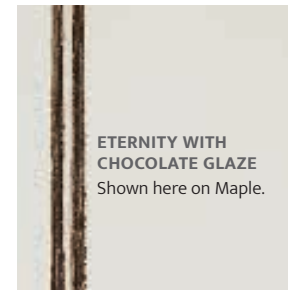


ETERNITY

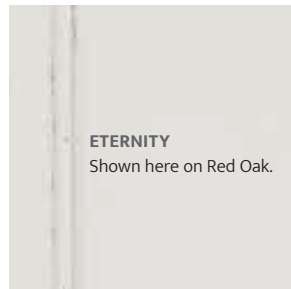
Shown here on the Hanover door style in Maple.
Eternity is a Tinted Varnish finish.



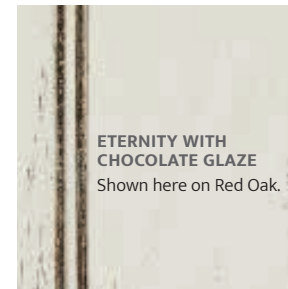
ETERNITY
Shown here on Maple.



ETERNITY WITH CHOCOLATE GLAZE
Shown here on Maple.



ETERNITY
Shown here on Red Oak.



ETERNITY WITH CHOCOLATE GLAZE
Shown here on Red Oak.

See page 53
for important information
about custom colors.

White &
Off-White colors
from the **Custom
Collection** include:

CUSTOM COLUMBIA WHITE

Shown here on the Othello door style in Maple.
Columbia White is a Custom Tinted Varnish finish.

CUSTOM WHITE CLOUD

Shown here on the Farmington door style in Maple.
White Cloud is a Custom Tinted Varnish finish.

Our entire selection of White & Off White cabinet colors can be viewed on www.fieldstonecabinetry.com.

Favorite White & Off White colors



VILLA MARSHMALLOW

Shown here on the Bristol door style in Maple. Villa Marshmallow is a Tinted Varnish-based Specialty Color.



VILLA MARSHMALLOW NICKEL

Shown here on the Clermont door style in Maple. Villa Marshmallow Nickel is a Tinted Varnish-based Specialty Color.



VILLA MUSHROOM

Shown here on the Hanover door style in Maple. Villa Mushroom is a Tinted Varnish-based Specialty Color.

villa

A specialty color for Maple cabinetry

The Villa finish results in a look that suggests brush strokes along the face of the doors and drawers, and any other finished part of the cabinetry. The color and brush stroke technique will vary from door to door and will blend throughout the cabinetry. Available on Maple door styles.



THIS CABINERY was created with the Ridgeway door style in Maple finished in Villa Marshmallow.

classic white & off white



BISTRO WHITE

Shown here on the Hanover door style in Maple.
Bistro White glaze is a Tinted Varnish finish.



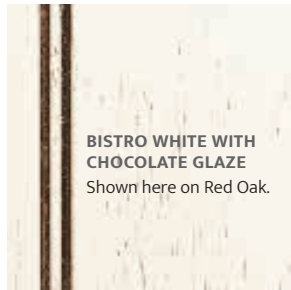
PARCHMENT

Shown here on the Hanover door style in Maple.
Parchment glaze is a Tinted Varnish finish.

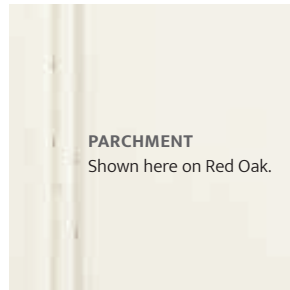


SNOWBOUND

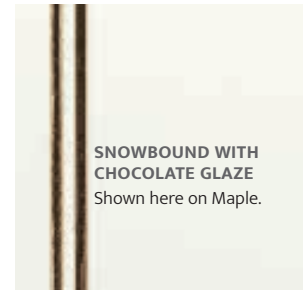
Shown here on the Hanover door style in Maple.
Snowbound glaze is a Tinted Varnish finish.



BISTRO WHITE WITH CHOCOLATE GLAZE
Shown here on Red Oak.



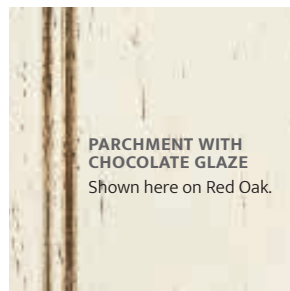
PARCHMENT
Shown here on Red Oak.



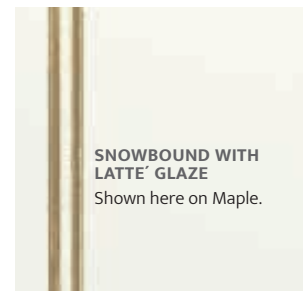
SNOWBOUND WITH CHOCOLATE GLAZE
Shown here on Maple.



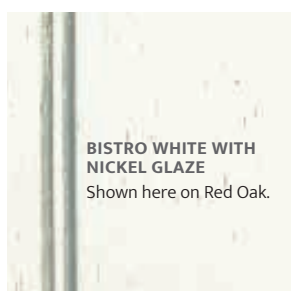
BISTRO WHITE WITH LATTE' GLAZE
Shown here on Maple.



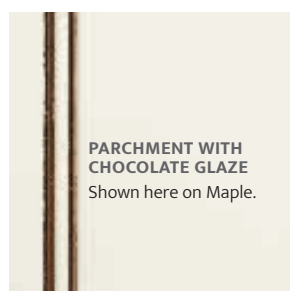
PARCHMENT WITH CHOCOLATE GLAZE
Shown here on Red Oak.



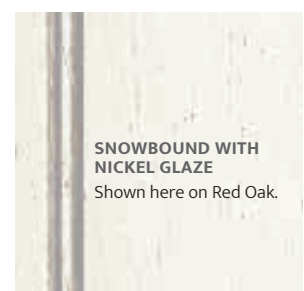
SNOWBOUND WITH LATTE' GLAZE
Shown here on Maple.



BISTRO WHITE WITH NICKEL GLAZE
Shown here on Red Oak.



PARCHMENT WITH CHOCOLATE GLAZE
Shown here on Maple.



SNOWBOUND WITH NICKEL GLAZE
Shown here on Red Oak.

Our entire selection of White & Off White cabinet colors can be viewed on www.fieldstonecabinetry.com.

Favorite White & Off White colors




REPOSE GREY

Shown here on the Hanover door style in Maple.
Repose Grey is a Tinted Varnish finish.



REPOSE GREY WITH CHOCOLATE GLAZE

Shown here on the Hanover door style in Maple.
Repose Grey with Chocolate glaze is a Tinted Varnish with Glaze finish.



REPOSE GREY WITH EBONY GLAZE

Shown here on the Hanover door style in Maple.
Repose Grey with Ebony glaze is a Tinted Varnish with Glaze finish.



PORTABELLA

Shown here on the Hanover door style in Maple.
Portabella is a Tinted Varnish finish.



PORTABELLA WITH CHOCOLATE GLAZE

Shown here on the Hanover door style in Maple.
Portabella with Chocolate glaze is a Tinted Varnish with Glaze finish.



PORTABELLA WITH EBONY GLAZE

Shown here on the Hanover door style in Maple.
Portabella with Ebony glaze is a Tinted Varnish with Glaze finish.



WEATHERED REPOSE GREY EBONY

Shown here on the Hanover door style in Red Oak.
Weathered Repose Grey Ebony is a Tinted Varnish with Glaze based Specialty finish.

classic white & off white



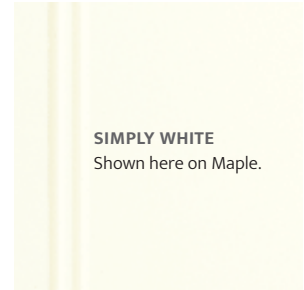
MARSHMALLOW CREAM

Shown here on the Stanton door style in Red Oak.
Marshmallow Cream is a Tinted Varnish finish.



MARSHMALLOW CREAM WITH LATTÉ GLAZE

Shown here on the Prescott door style in Maple.
Marshmallow Cream with Latté glaze is a Tinted Varnish with Glaze finish.



SIMPLY WHITE
Shown here on Maple.



SIMPLY WHITE
Shown here on Red Oak.



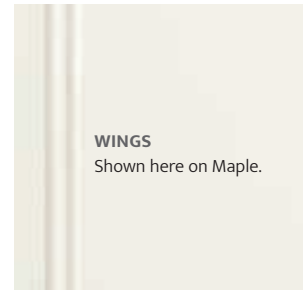
MARSHMALLOW CREAM WITH CHOCOLATE GLAZE

Shown here on the Tremont door style in Maple.
Marshmallow Cream with Chocolate glaze is a Tinted Varnish with Glaze finish.

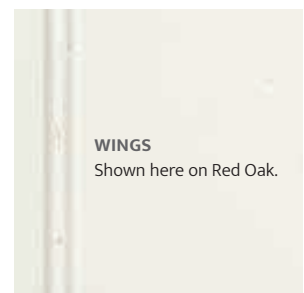


MARSHMALLOW CREAM WITH NICKEL GLAZE

Shown here on the Manteca door style in Maple.
Marshmallow Cream with Nickel glaze is a Tinted Varnish with Glaze finish.




WINGS
Shown here on Maple.



WINGS
Shown here on Red Oak.

WINGS

Shown here on the Shelburne door style in Maple.
Wings is a Tinted Varnish finish.



Our entire selection of White & Off White cabinet colors can be viewed on www.fieldstonecabinetry.com.

Favorite White & Off White colors



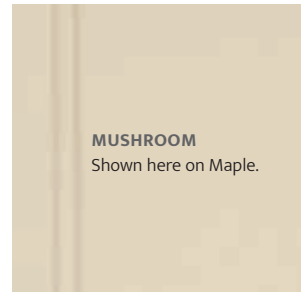
MUSHROOM WITH CHOCOLATE GLAZE AND COTTAGE DISTRESSING

Shown here on the Harbor door style in Maple. Mushroom with Chocolate glaze is a Tinted Varnish with Glaze finish.

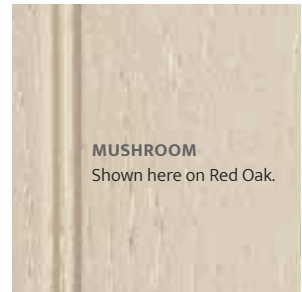


STONE WITH CHOCOLATE GLAZE

Shown here on the Bainbridge door style in Maple. Stone with Chocolate glaze is a Tinted Varnish with Glaze finish.



MUSHROOM
Shown here on Maple.



MUSHROOM
Shown here on Red Oak.



MUSHROOM WITH CHOCOLATE GLAZE

Shown here on the Brighton door style in Red Oak. Mushroom with Chocolate glaze is a Tinted Varnish with Glaze finish.

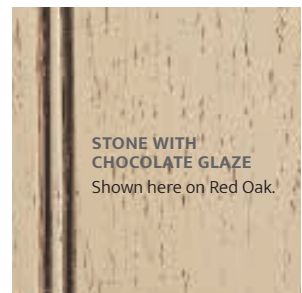


STONE WITH EBONY GLAZE

Shown here on the Hampton door style in Maple. Stone with Ebony glaze is a Tinted Varnish with Glaze finish.



STONE
Shown here on Red Oak.



STONE WITH CHOCOLATE GLAZE
Shown here on Red Oak.



STONE

Shown here on the Hanover door style in Maple. Stone is a Tinted Varnish finish.

handsome brown

Best selling Brown colors



1

NATURAL
Shown here on the Titus door style in Quarter Sawn White Oak.
Natural is a clear finish.



2

OREGANO
Shown here on the Shelburne door style in Alder.
Oregon is a Stain finish.



3

CAPPUCCINO
Shown here on the Farmington door style in Maple.
Cappuccino is a Stain finish.



NATURAL WITH CHOCOLATE GLAZE
Shown here on the Xandra door style in Hickory.
Natural with Chocolate glaze is a clear finish with a Glaze.



OREGANO WITH CHOCOLATE GLAZE
Shown here on the Hanover door style in Red Oak.
Oregon with Chocolate glaze is a Stain with Glaze finish.



CAPPUCCINO WITH CHOCOLATE GLAZE
Shown here on the Somerset door style in Red Oak.
Cappuccino with Chocolate glaze is a Stain with Glaze finish.



NATURAL
Shown here on the Walsh door style in Walnut.
Natural is a clear finish.

Our entire selection of Brown cabinet colors can be viewed on www.fieldstonecabinetry.com.

Favorite Brown colors



NUTMEG

Shown here on the Westburg door style in Red Oak.
Nutmeg is a Stain finish.



CHESTNUT

Shown here on the Fullville door style in Walnut.
Chestnut is a Stain finish.



HONEY

Shown here on the Monroe door style in Maple.
Honey is a Stain finish.



NUTMEG WITH CHOCOLATE GLAZE

Shown here on the Farmington door style in Alder.
Nutmeg with Chocolate glaze is a Stain with
Glaze finish.



CHESTNUT WITH EBONY GLAZE

Shown here on the Arcata door style in Cherry.
Chestnut with Ebony glaze is a Stain with Glaze finish.



HONEY WITH CHOCOLATE GLAZE

Shown here on the Hartford door style in Maple.
Honey with Chocolate glaze is a Stain with Glaze finish.

NUTMEG WITH EBONY GLAZE

Shown here on the Hanover door style in Alder.
Nutmeg with Ebony glaze is a Stain with Glaze finish.

handsome brown



BUTTERSCOTCH
Shown here on the Westburg door style in Rustic Alder. Butterscotch is a Stain finish.



BUTTERSCOTCH WITH EBONY GLAZE
Shown here on the Rockingham door style in Alder. Butterscotch with Ebony glaze is a Stain with Glaze finish.



HARVEST
Shown here on the Milan door style in Walnut. Harvest is a Stain finish.



BUTTERSCOTCH WITH CHOCOLATE GLAZE
Shown here on the Oxford door style in Alder. Butterscotch with Chocolate glaze is a Stain with Glaze finish.



HARVEST WITH CHOCOLATE GLAZE
Shown here on the Fullville door style in Rustic Hickory. Harvest with Chocolate glaze is a Stain with Glaze finish.



HARVEST WITH EBONY GLAZE
Shown here on the Sycamore door style in Cherry. Harvest with Ebony glaze is a Stain with Glaze finish.



MOCHA

Shown here on the Aledo door style in Maple. Mocha is a Stain finish.

Our entire selection of Brown cabinet colors can be viewed on www.fieldstonecabinetry.com.

Favorite Brown colors



TARRAGON

Shown here on the Hanover door style in Alder.
Tarragon is a Stain finish.



TARRAGON WITH CHOCOLATE GLAZE

Shown here on the Hanover door style in Cherry.
Tarragon with Chocolate glaze is a Stain with Glaze finish.



TARRAGON WITH EBONY GLAZE

Shown here on the Hanover door style in Alder.
Tarragon with Ebony glaze is a Stain with Glaze finish.



TOFFEE

Shown here on the Venetian door style in Alder.
Toffee is a Stain finish.



TOFFEE WITH CHOCOLATE GLAZE

Shown here on the Coral Hills door style in Quarter Sawn White Oak.
Toffee with Chocolate glaze is a Stain with Glaze finish.




TOFFEE WITH EBONY GLAZE

Shown here on the Westburg door style in Cherry.
Toffee with Ebony glaze is a Stain with Glaze finish.

TARRAGON WITH CHOCOLATE GLAZE

Shown here on the Hanover door style in Maple.
Tarragon with Chocolate glaze is a Stain with Glaze finish.



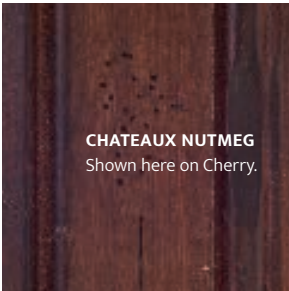
SPECKLING

To speckle the Chateaux finish, a subtle stain in dark brown is randomly applied across the surface of the finish. These spots will be no larger than the diameter of a pencil eraser.

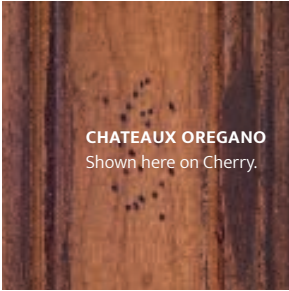
SPECIALTY COLORS are cabinetry finishes that take your room to a whole new level. Artistic effects are added to popular colors to add character and in some cases, a vintage feel.

Chateaux is a specialty color for Cherry cabinetry

Chateaux is created by randomly applying several distressing techniques, softening all edges, padding the edges to create shadowing, and adding speckling to accentuate the distressing. Patina is accomplished with **1. rounded corners 2. worn edges 3. knife cuts 4. worm holes 5. rasping 6. dips** and **7. light chain distressing** that we hand apply to drawers, doors and throughout the cabinetry. A protective topcoat completes the look. The finish is oven cured for durability. Brown Chateaux colors are shown on this page. Chateaux is available on Cherry door styles.



CHATEAUX NUTMEG
Shown here on Cherry.



CHATEAUX OREGANO
Shown here on Cherry.



CHATEAUX TOFFEE
Shown here on Cherry.



Chateaux
a specialty color for cherry cabinetry

CHATEAUX CAPPUCCINO
Shown here on the Arcata door style in Cherry.

handsome brown

Our entire selection of Brown cabinet colors can be viewed on www.fieldstonecabinetry.com.

Favorite Brown colors

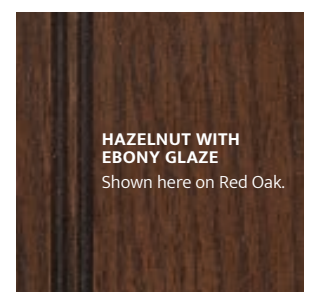
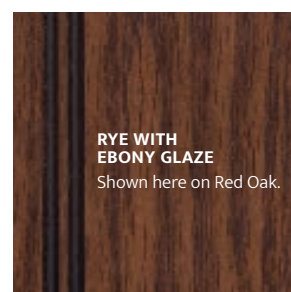
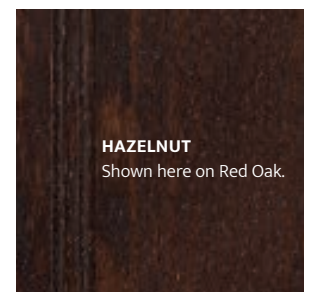
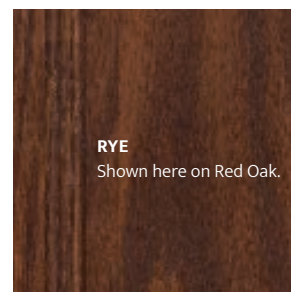
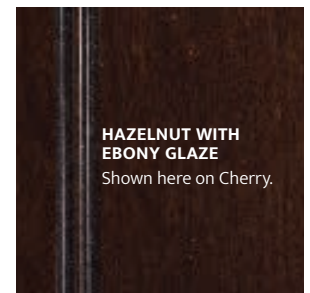
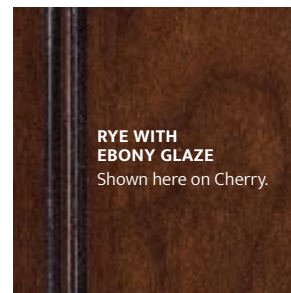
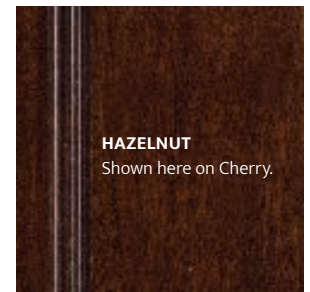
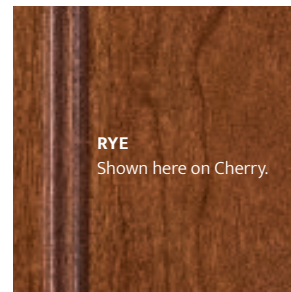
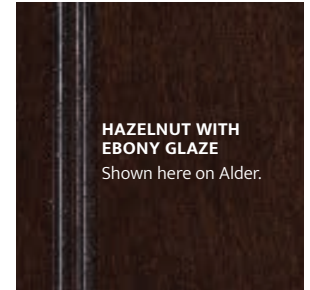
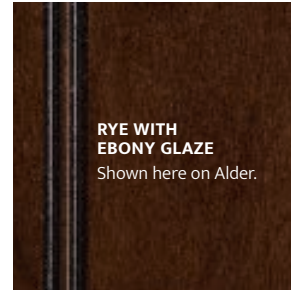
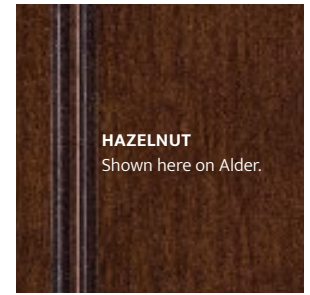
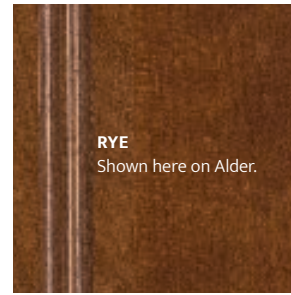


Antiquity Oregon

A specialty color for Alder and Rustic Alder
To create Antiquity, our artisans apply the Ebony glaze by hand and brush it. The resulting look echoes a time-worn patina. Antiquity is available on Alder and Rustic Alder door styles.

ANTIQUITY OREGANO

Shown here on the Commerce door style in Alder.
Antiquity Oregon is a Stain-based Specialty Color.



Our entire selection of Black cabinet colors can be viewed on www.fieldstonecabinetry.com.

sophisticated black

Favorite Black colors

VILLA BLACK

A SPECIALTY COLOR FOR MAPLE CABINETRY

The Villa finish results in a look that suggests brush strokes along the face of the doors and drawers, and any other finished part of the cabinetry. The color and brush stroke technique will vary from door to door and will blend throughout the cabinetry. Available on Maple door styles.



JAVA

Shown here on the Hanover door style in Rustic Alder. Java is a Stain finish.



BLACK

Shown here on the Hollister door style in Maple. Black is a Tinted Varnish finish.

AMARETTO

A SPECIALTY COLOR FOR MAPLE CABINETRY

Amaretto is a Black finish with rounded corners, worn edges and light chain distressing. Additional worn areas on center panels and door frames expose golden butterscotch tones. Available on Maple door styles. Amaretto can receive Old World Distressing, illustrated on pages 30-31.



VILLA BLACK

Shown here on the Shelburne door style in Maple. Villa Black is a Tinted Varnish-based Specialty Color.



AMARETTO

Shown here on the Prescott door style in Maple. Amaretto is a Tinted Varnish-based Specialty Color.

SPECIALTY COLORS are cabinetry finishes that take your room to a whole new level. Artistic effects are added to popular colors to add character and in some cases, a vintage feel.

See page 53 for important information about custom colors.

Black colors from the **Custom Collection** include:

CUSTOM ESPRESSO

Shown here on the Tempe door style in Cherry. Espresso is a Custom Stain finish.

CUSTOM AMARETTO CHATEAUX

Shown here on the Milan door style in Maple. Amaretto Chateaux is a Custom Tinted Varnish-based Specialty color.

Our entire selection of Gray cabinet colors can be viewed on www.fieldstonecabinetry.com.

Favorite Gray colors



PEPPERCORN

Shown here on the Ridgeway door style in Maple. Peppercorn is a Tinted Varnish finish.



PEPPERCORN WITH CHOCOLATE GLAZE

Shown here on the Shelburne door style in Red Oak. Peppercorn with Chocolate glaze is a Tinted Varnish with Glaze finish.



PEPPERCORN WITH EBONY GLAZE

Shown here on the Princeton door style in Maple. Peppercorn with Ebony glaze is a Tinted Varnish with Glaze finish.



SLATE

Shown here on the Stanton door style in Walnut. Slate is a Stain finish.



SLATE WITH CHOCOLATE GLAZE

Shown here on the Harbor door style in Hickory. Slate with Chocolate glaze is a Stain with Glaze finish.



SLATE WITH EBONY GLAZE

Shown here on the Hollister door style in Rustic Alder. Slate with Ebony glaze is a Stain with Glaze finish.

SLATE WITH NICKEL GLAZE

Shown here on the Wayburg door style in Cherry. Slate with Nickel glaze is a Stain with Glaze finish.



HOMESTEAD FOG


A SPECIALTY COLOR FOR ALDER AND RUSTIC ALDER CABINETS

Homestead Fog is a gray tinted varnish with several distressing techniques that are applied randomly and heavily. Distressing marks are **1. rounded corners** **2. worn edges** **3. knife cuts** **4. abundant worm holes** **5. rasping** **6. dips** **7. light chain distressing** and **8. chiseling**. They are applied to drawers, doors and throughout the cabinetry. A protective topcoat completes the look. The finish is oven cured for durability. Homestead Fog is available on Alder and Rustic Alder door styles.




CRYSTAL FOG

Shown here on the Hanover door style in Red Oak. Crystal Fog is a Tinted Varnish finish.



CRYSTAL FOG WITH CHOCOLATE GLAZE

Shown here on the Hanover door style in Red Oak. Crystal Fog with Chocolate Glaze is a Tinted Varnish with Glaze finish.



HOMESTEAD FOG

Shown here on the Hanover door style in Alder. Homestead Fog is a Tinted Varnish-based Specialty Color.

CRYSTAL FOG WITH CHOCOLATE GLAZE

Shown here on the Rock Dale inset door style in Maple. Crystal Fog with Chocolate glaze is a Tinted Varnish with Glaze finish.



Our entire selection of Gray cabinet colors can be viewed on www.fieldstonecabinetry.com.

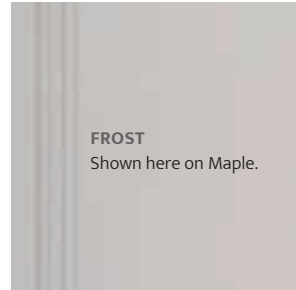
Favorite Gray colors



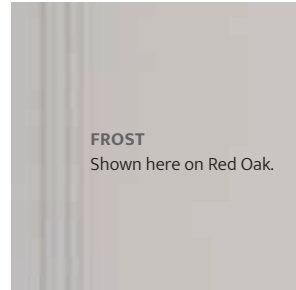
FROST
Shown here on the Hanover door style in Maple.
Frost is a Tinted Varnish finish.



FROST WITH EBONY GLAZE
Shown here on the Geneva inset door style in Quarter Sawn White Oak.
Frost with Ebony glaze is a Tinted Varnish with Glaze finish.



FROST
Shown here on Maple.



FROST
Shown here on Red Oak.



MINERAL GRAY
Shown here on the Hanover door style in Red Oak.
Mineral Gray is a Tinted Varnish finish.



PEBBLE GRAY
Shown here on the Tavares door style in Red Oak.
Pebble Gray is a Tinted Varnish finish.



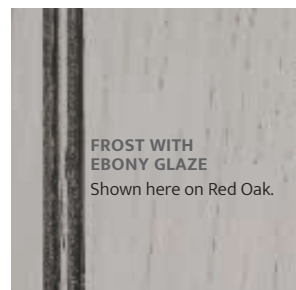
FROST WITH CHOCOLATE GLAZE
Shown here on Maple.



FROST WITH CHOCOLATE GLAZE
Shown here on Red Oak.



FROST WITH EBONY GLAZE
Shown here on Maple.



FROST WITH EBONY GLAZE
Shown here on Red Oak.

Best Selling Gray colors

now a classic, gray adds punch.

SLATE

Shown here on the Aero door style in Cherry finished in Slate. Slate is a Stain finish.



1

SLATE

Shown here on the Bainbridge door style in Alder. Slate is a Stain finish.



2

PEPPERCORN

Shown here on the Tempe door style in Quarter Sawn White Oak. Peppercorn is a Tinted Varnish finish.



3

CASTLEROCK

Shown here on the Terrace inset door style in MDF. Castlerock is a Tinted Varnish finish.

Our entire selection of Gray cabinet colors can be viewed on www.fieldstonecabinetry.com.

Favorite Gray colors



DRIFTWOOD

Shown here on the Xandra door style in Red Oak. Driftwood is a Stain finish.



DRIFTWOOD WITH CHOCOLATE GLAZE

Shown here on the Bainbridge door style in Rustic Alder. Driftwood with Chocolate glaze is a Stain with Glaze finish.



DRIFTWOOD WITH EBONY GLAZE

Shown here on the Venetian door style in Alder. Driftwood with Ebony glaze is a Stain with glaze finish.



DRIFTWOOD

Shown here on the Buena Vista door style in Quarter Sawn White Oak. Driftwood is a Stain finish.



DRIFTWOOD

Shown here on the Manchester door style in Cherry. Driftwood is a Stain finish.



WEATHERED SNOW DRIFTWOOD

Shown here on the Revere door style in Red Oak. Weathered Snow Driftwood is a Stain-based Specialty finish.

See page 53 for important information about custom colors. Gray colors from the **Custom Collection** include:

CUSTOM APOLLO GRAY


Shown here on the Hartford door style in Maple. Apollo Gray is a Custom Tinted Varnish finish.

CUSTOM SHARKEY GRAY

Shown here on the Hudson door style in Maple. Sharkey Gray is a Custom Tinted Varnish finish.

elemental gray

The newest Gray colors

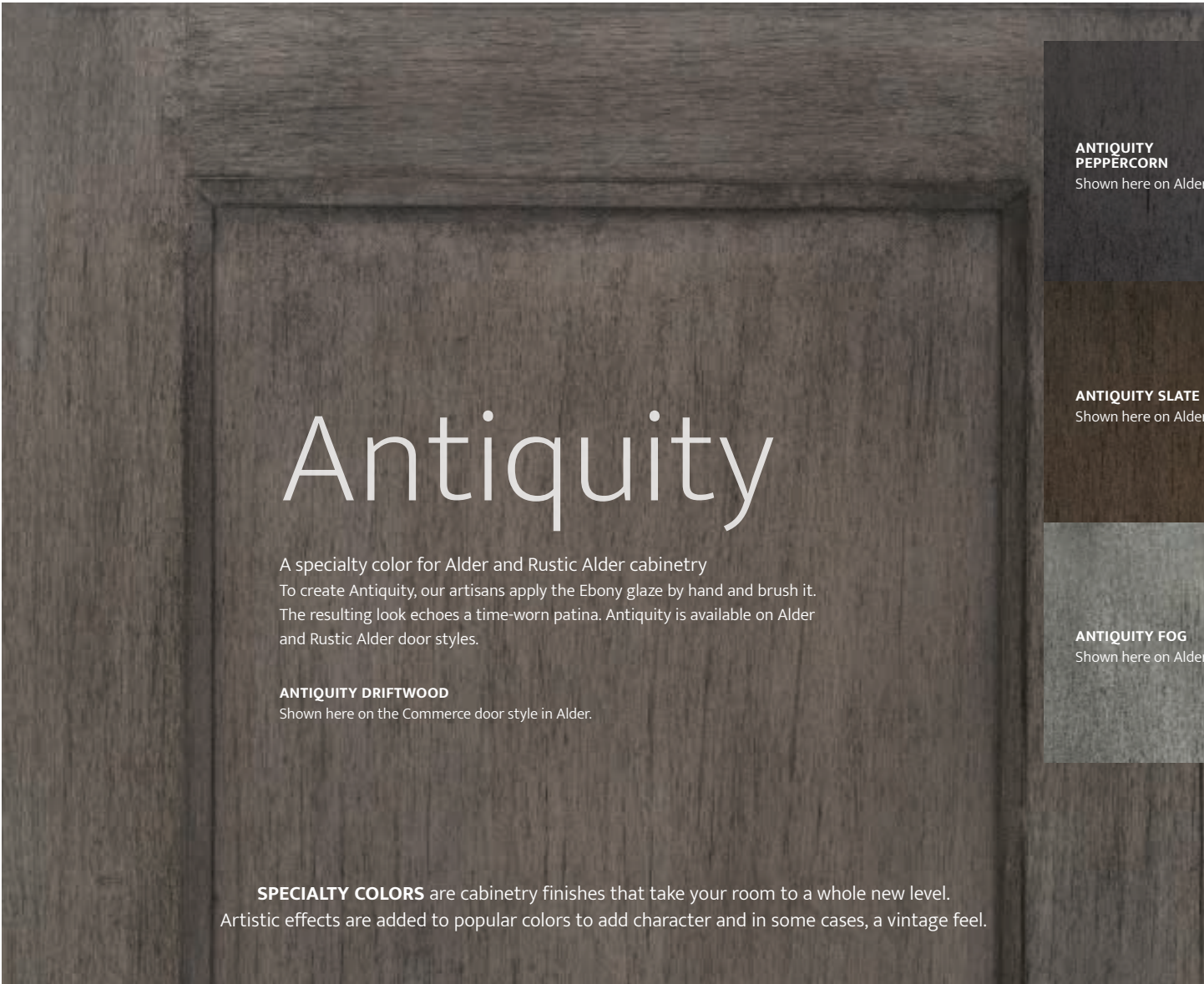


CITYSCAPE WITH CHOCOLATE GLAZE
Shown here on Maple.

CITYSCAPE WITH EBONY GLAZE
Shown here on Red Oak.

CASTLEROCK
Shown here on the Hanover door style in Maple.
Castlerock is a Tinted Varnish finish.

CITYSCAPE
Shown here on the Hanover door style in Maple.
Cityscape is a Tinted Varnish finish.



ANTIQUITY PEPPERCORN
Shown here on Alder.

ANTIQUITY SLATE
Shown here on Alder.

ANTIQUITY FOG
Shown here on Alder.

Antiquity

A specialty color for Alder and Rustic Alder cabinetry
To create Antiquity, our artisans apply the Ebony glaze by hand and brush it.
The resulting look echoes a time-worn patina. Antiquity is available on Alder
and Rustic Alder door styles.

ANTIQUITY DRIFTWOOD
Shown here on the Commerce door style in Alder.

SPECIALTY COLORS are cabinetry finishes that take your room to a whole new level.
Artistic effects are added to popular colors to add character and in some cases, a vintage feel.

Our entire selection of Green cabinet colors can be viewed on www.fieldstonecabinetry.com.

Favorite Green colors



MOSS GREEN

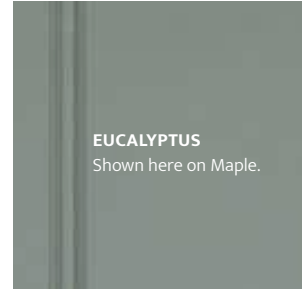
Shown here on the Tempe door style in Maple.
Moss Green is a Tinted Varnish finish.



MOSS GREEN WITH CHOCOLATE GLAZE

Shown here on the Tempe door style in Maple.
Moss Green with Chocolate glaze is a Tinted Varnish with Glaze finish.

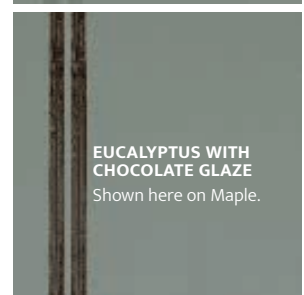
The newest Green colors



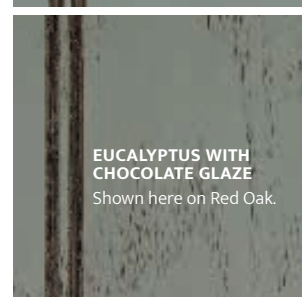
EUCALYPTUS
Shown here on Maple.



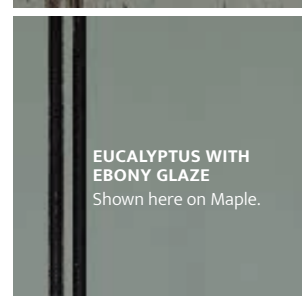
EUCALYPTUS
Shown here on Red Oak.



EUCALYPTUS WITH CHOCOLATE GLAZE
Shown here on Maple.



EUCALYPTUS WITH CHOCOLATE GLAZE
Shown here on Red Oak.



EUCALYPTUS WITH EBONY GLAZE
Shown here on Maple.



EUCALYPTUS WITH EBONY GLAZE
Shown here on Red Oak.

VILLA GREEN

A specialty color for Maple cabinetry
The Villa finish results in a look that suggests brush strokes along the face of the doors and drawers, and any other finished part of the cabinetry. The color and brush stroke technique will vary from door to door and will blend throughout the cabinetry. Available on Maple door styles.

Shown here on the Westburg door style in Maple.

SPECIALTY COLORS are cabinetry finishes that take your room to a whole new level. Artistic effects are added to popular colors to add character and in some cases, a vintage feel.



THIS KITCHEN was created with the Levi door style in Maple finished in Eucalyptus and in Quarter Sawn White Oak finished in Nordic Breeze. Standard five-piece drawer headers were used.

soothing green

Favorite Green colors



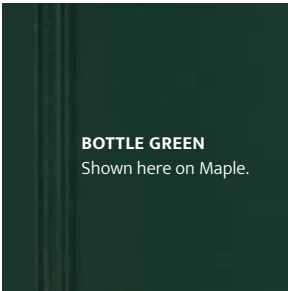
SAGE
Shown here on the Hanover door style in Maple.
Sage is a Tinted Varnish finish.



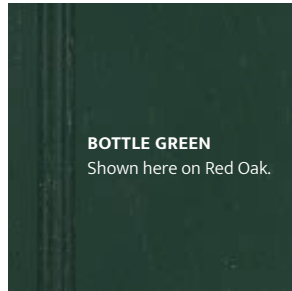
SAGE WITH EBONY GLAZE
Shown here on the Hanover door style in Maple. Sage with
Ebony glaze is a Tinted Varnish with Glaze finish.



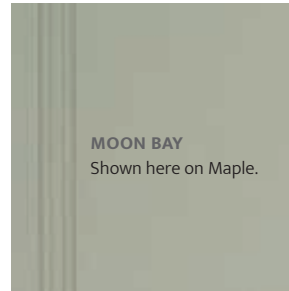
WEATHERED MOON BAY
Shown here on the Tampa door style in MDF.
Moon Bay is a Tinted Varnish finish.



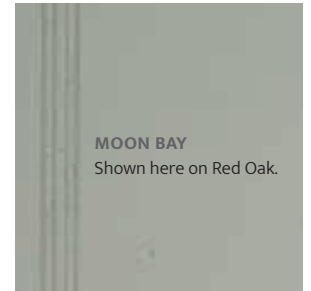
BOTTLE GREEN
Shown here on Maple.



BOTTLE GREEN
Shown here on Red Oak.



MOON BAY
Shown here on Maple.



MOON BAY
Shown here on Red Oak.



SAGE WITH CHOCOLATE GLAZE

Shown here on the Hanover door style in Maple.
Sage with Chocolate glaze is a Tinted Varnish with Glaze finish.

Favorite Yellow colors



BUTTERCREAM
Shown here on the Westburg door style in Maple.
Buttercream is a Tinted Varnish finish.



BUTTERCREAM WITH CHOCOLATE GLAZE
Shown here on the Waterway door style in Red Oak.
Buttercream with Chocolate glaze is a Tinted Varnish with Glaze finish.

The Newest Yellow colors




WILD HONEY
Shown here on the Hampton door style in Maple.
Wild Honey is a Tinted Varnish finish.


HOW TO PAIR YELLOW CABINET COLORS WITH OTHER CABINET COLORS



Wild Honey on Maple paired with
Bistro White on Maple



Buttercream with Chocolate glaze on Maple
paired with Amaretto on Maple



Buttercream on Maple paired with
Natural on Cherry

Our entire selection of Blue cabinet colors can be viewed on www.fieldstonecabinetry.com.

The newest Blue colors



BREEZE
Shown here on the Hanover door style in Maple.
Breeze is a Tinted Varnish finish.



BREEZE WITH CHOCOLATE GLAZE
Shown here on the Hanover door style in Maple.
Breeze with Chocolate glaze is a Tinted Varnish with Glaze finish.



BREEZE WITH EBONY GLAZE
Shown here on the Hanover door style in Maple.
Breeze with Ebony glaze is a Tinted Varnish with Glaze finish.



CAPRI
Shown here on the Hanover door style in Maple.
Capri is a Tinted Varnish finish.



CAPRI WITH CHOCOLATE GLAZE
Shown here on the Hanover door style in Maple.
Capri with Chocolate glaze is a Tinted Varnish with Glaze finish.



CAPRI WITH EBONY GLAZE
Shown here on the Hanover door style in Maple.
Capri with Ebony glaze is a Tinted Varnish with Glaze finish.

VILLA BREEZE EBONY

A specialty color for Maple cabinetry
The Villa finish results in a look that suggests brush strokes along the face of the doors and drawers, and any other finished part of the cabinetry. The color and brush stroke technique will vary from door to door and will blend throughout the cabinetry. Available on Maple door styles.

Shown here on the Andes door style in Maple.



BLUEBERRY

Shown here on the Hanover door style in Maple. Blueberry is a Tinted Varnish finish.



BLUEBERRY WITH CHOCOLATE GLAZE

Shown here on the Hanover door style in Maple. Blueberry with Chocolate glaze is a Tinted Varnish with Glaze finish.



HOMESTEAD BLUEBERRY

A specialty color for Alder and Rustic Alder cabinetry

Homestead Blueberry is a blue tinted varnish with several distressing techniques that are applied randomly and heavily. Distressing marks are rounded corners, worn edges, knife cuts, abundant worm holes, rasping, dips, light chain distressing and chiseling. They are applied to drawers, doors and throughout the cabinetry. A protective topcoat completes the look. The finish is oven cured for durability. Homestead Fog is available on Alder and Rustic Alder door styles.

HOMESTEAD BLUEBERRY

Shown here on the Fullville door style in Rustic Alder. Homestead Blueberry is a Tinted Varnish-based Specialty Color.

SPECIALTY COLORS are cabinetry finishes that take your room to a whole new level. Artistic effects are added to popular colors to add character and in some cases, a vintage feel.

VILLA CAPRI EBONY

A specialty color for Maple cabinetry


The Villa finish results in a look that suggests brush strokes along the face of the doors and drawers, and any other finished part of the cabinetry. The color and brush stroke technique will vary from door to door and will blend throughout the cabinetry. Available on Maple door styles.

Shown here on the Edmonton door style in Maple.

Our complete collection of stain-based cabinet colors is shown below.



Our complete collection of Tinted Varnish cabinet colors is shown below.



Our complete collection of Specialty cabinet colors is shown below.



This icon indicates that the color can receive Old World Distressing shown on page 35.


DISTRESSING ILLUSTRATED

Fieldstone Cabinetry uses several techniques to add character and appeal to cabinetry. They are shown on these two pages. All of our distressing marks are added by hand. There is no machine and there is no robot that can successfully duplicate what the eyes and hands of an artisan achieve through personal handling of the cabinetry.




CHISELING

Chiseling is used to create Homestead.



DIPS

Dips are used to create Chateaux and Homestead and they are included in Old World Distressing.




ROUNDED CORNERS

Rounded Corners are used to create Amaretto, Chateaux and Homestead. They are included in Cottage Distressing and Old World Distressing.



RUB THROUGH

Rub Through is used to create Amaretto.



SPECKLING,
DARK BROWN

Speckling is used to create Chateaux.

FINISHING TOUCH

MATTE TOP COAT

Matte Top Coat is a less reflective finish than our standard sheen. One way to describe Matte Top Coat is to use terms from the paint industry.

A satin or flat option is comparable to Matte Top Coat, and semi-gloss is comparable to our standard sheen. Matte Top Coat is available on all stain-based finishes.

- Matte Top Coat on a stain is available on all wood types at an upcharge.
- Matte Top Coat on all stain with glaze combinations is free of charge.
- Matte Top Coat on all stain-based Specialty finishes is free of charge.

MATTE TOP COAT

Shown here on the Leesburg door style in Maple finished in Butterscotch with Chocolate glaze.



STANDARD TOP COAT


Shown here on the Leesburg door style in Maple finished in Butterscotch with Chocolate glaze.






KNIFE CUTS

Knife Cuts are used to create Chateaux and Homestead and they are included in Old World Distressing.




PADDING

Padding is used to create Chateaux.




RASPING

Rasping is used to create Chateaux and Homestead and it is included in Old World Distressing.



ABUNDANT WORM HOLES

Abundant Worm Holes are used to create Homestead.



WORM HOLES

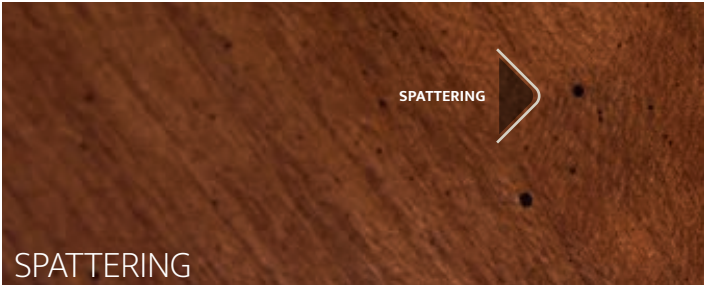
Worm Holes are used to create Chateaux and are included in Old World Distressing.



WORN EDGES

Worn Edges are used to create Amaretto, Chateaux and Homestead. They are included in Cottage Distressing and Old World Distressing.

A LIGHT TOUCH



SPATTERING

- Spattering is a dark stain, hand applied randomly to the cabinetry.
- Spattering on stain with glaze combinations is free of charge.
- Spattering on an unglazed stain is available on all wood types at an upcharge.



LIGHT CHAIN DISTRESSING

Light Chain Distressing is used to create Amaretto, Chateaux and Homestead. It is included in Cottage Distressing and Old World Distressing.

- Light chain distressing on Tinted Varnish with glaze combinations is free of charge.

Light chain distressing is available at an upcharge on:

- all stains on any wood type
- all stain with glaze combinations on any wood type
- all Tinted Varnish on Maple, Red Oak or Quarter Sawn White Oak



Clermont door style in Red Oak finished in Weathered Driftwood Ebony with Matte Top Coat

Weathered

The Weathered finishing technique opens up the soft grain of the wood, so you'll see more depth and more texture. The beauty of real Red Oak takes center stage! A protective topcoat completes the look. The finish is oven cured for durability.

Weathered is available on select Red Oak door styles finished in

- Any Stain or Stain with Glaze combination. See page 30.
- Any Tinted Varnish or Tinted Varnish with Glaze combination. See page 31.



Hanover door style in Red Oak finished in Weathered Snow Tarragon

Weathered Snow

The Weathered finishing technique opens up the soft grain of the wood, so you'll see more depth and more texture. The beauty of real Red Oak takes center stage! A protective topcoat completes the look. The finish is oven cured for durability.

Weathered Snow is available on select Red Oak door styles finished in

- Any Stain or Stain with Glaze combination. See page 30.
- Any Tinted Varnish or Tinted Varnish with Glaze combination. See page 31.



Bainbridge door style in Cherry finished in Toffee with Chocolate glaze and Cottage Distressing

Vienna door style in Maple finished in Stone with Ebony glaze and Old World Distressing

Cottage Distressing

Cottage Distressing is a sweet, welcoming look created with rounded corners and worn edges. A third technique, light chain distressing, is optional. Glaze brings out the wood's unique texture, and a durable topcoat completes the process, protecting both the color and the marks. Cottage Distressing is available on:

- Any Stain with Glaze combination. See page 30.
- Any Tinted Varnish with Glaze combination. See page 31.

Old World Distressing

Old World Distressing blends your new cabinetry with today's popular distressed furniture pieces. Certain distressing techniques are randomly applied to the face of your cabinetry throughout the design. These techniques (shown on pages 32-33) are rounded corners, light chain distressing, worm holes, dips, rasping, knife cuts and worn edges.

Fieldstone Cabinetry's overlay door collection is shown on pages 36-43. To best illustrate the profiles, each door is shown in Maple finished in Natural.



BRIGHTON TRADITIONAL OVERLAY
 Available in these wood types:
 A2 | C2 | H2 | M2 | O1 | ΔA2
 Drawer header is slab
 □/5/FR/B
 Standard edge is L
 Optional Edges A/D/F/H/M/Z



SOMERSET TRADITIONAL OVERLAY
 Available in these wood types:
 A2 | C2 | H1 | M2 | O1 | ΔA2
 Drawer header is slab
 R/□/5/FR/B
 Standard edge is F
 Optional Edges A/D/H/L/M/Z



TREMONT TRADITIONAL OVERLAY
 Available in these wood types:
 A5 | C6 | H3 | M6 | O2 | ΔA5 | ΔH3
 Drawer header is slab
 R/□/5/FR/B/PS
 Standard edge is F
 Optional Edges A/D/H/L/M/Z



THIS KITCHEN was created with the Roseburg door style in Maple finished in Marshmallow Cream. Standard slab drawer headers were used.

WOOD TYPES

- A Alder
- C Cherry
- H Hickory
- M Maple
- O Red Oak
- Q Quarter Sawn White Oak
- Δ Rustic
- W Walnut

OPTIONS

- shown on pages 48-49
- R Regent Profile
- Furniture Pegs
- 5 Five-Piece Drawer Header
- PR Rolled Profiled Drawer Header
- PS Scooped Profiled Drawer Header

OPTIONAL EDGES

- shown on page 48
- A A Edge
- D Decorator Edge
- F F Edge
- H H Edge
- L L Edge
- M M Edge
- Z Z2 Edge

ARTISAN EFFECTS

- Cottage Distressing shown on page 35
- Light Chain Distressing, Matte Top Coat and Spattering shown on pages 32-33
- Old World Distressing shown on page 35
- Weathered shown on page 34
- Weathered Snow shown on page 34



TRADITIONAL OVERLAY
 shows more of the cabinet face frame, shown here by the Tremont door style.



MODERN OVERLAY
 shows less of the cabinet face frame, shown here by the Bainbridge door style.

overlay doors



ABINGTON
Available in these wood types:
A6 | C6 | H5 | M6 | O5 | Q9+10% | ΔA6
Drawer header is slab
□/5
Standard edge is **L**
Optional Edges **A/D/F/H/M/Z**



AERO
Available in these wood types:
A6 | C6 | H3 | M6 | O2
Drawer header is slab
Standard edge is **A**
Optional Edges **D/F/H/L/M/Z**



ALEDO
Available in these wood types:
A9 | C9 | M9 | ΔA9
Drawer header is five-piece
Standard edge is **UNIQUE**
Optional Edges not available



ANDES
Available in these wood types:
A4 | C4 | H3 | M4 | O3 | ΔA4
Drawer header is slab
□/5
Standard edge is **L**
Optional Edges **A/D/F/H/M/Z**



ARCATA
Available in these wood types:
A9 | C9 | M9 | ΔA9
Drawer header is five-piece
PR
Standard edge is **UNIQUE**
Optional Edges not available



BAINBRIDGE
Available in these wood types:
A6 | C7 | H6 | M7 | O4 | ΔA6 | ΔH6 |
W7+25%
Drawer header is slab
R/□/5/PS
Standard edge is **F**
Optional Edges **A/D/H/L/M/Z**



BELGRADE
Available in these wood types:
A10 | C10 | H9 | M10 | O9 | ΔA10
Drawer header is slab
□/5
Standard edge is **L**
Optional Edges **A/D/F/H/M/Z**



BRISTOL
Available in these wood types:
A5 | C2 | H2 | M2 | O1 | ΔA5 | W2+25%
Drawer header is slab
□/5
Standard edge is **L**
Optional Edges **A/D/F/H/M/Z**



BUENA VISTA
Available in these wood types:
A7 | C7 | H6 | M7 | O4 | ΔA7 | Q9+10% |
W7+25%
Drawer header is slab
□/5
Standard edge is **L**
Optional Edges **A/D/F/H/M/Z**



CHELSEA
Available in these wood types:
A5 | C5 | H4 | M5 | O3 | ΔA5
Drawer header is slab
R/□/5
Standard edge is **L**
Optional Edges **A/D/F/H/M/Z**



CLERMONT
Available in these wood types:
A7 | C7 | H6 | M7 | O5 | Q10+10% | ΔA7
Drawer header is slab
R/□/5
Standard edge is **L**
Optional Edges **A/D/F/H/M/Z**



COMMERCE
Available in these wood types:
A5 | C5 | H3 | M3 | O2 | ΔA5 | W5+25%
Drawer header is slab
R/□/5
Standard edge is **L**
Optional Edges **A/D/F/H/M/Z**

Fieldstone Cabinetry's overlay door collection is shown on pages 36–43.
 To best illustrate the profiles, each door is shown in Maple finished in Natural.



CORAL HILLS
 Available in these wood types:
 A8 | C8 | H6 | M8 | O6 | Q9+10% | ΔA8 |
 W8+25%
 Drawer header is slab
 R/□/5
 Standard edge is L
 Optional Edges A/D/F/H/M/Z



EDGEMONT
 Available in these wood types:
 A6 | C6 | H5 | M6 | O5 | Q9+10% | ΔA6
 Drawer header is slab
 □/5
 Standard edge is L
 Optional Edges A/D/F/H/M/Z



EDMONTON
 Available in these wood types:
 A4 | C4 | H3 | M4 | O3 | ΔA4
 Drawer header is slab
 □/5
 Standard edge is L
 Optional Edges A/D/F/H/M/Z



FARMINGTON
 Available in these wood types:
 A5 | C6 | H4 | M5 | O3 | ΔA5 | W6+25%
 Drawer header is slab
 □/5
 Standard edge is L
 Optional Edges A/D/F/H/M/Z



HANOVER
 Available in these wood types:
 A6 | C7 | H6 | M7 | O4 | ΔA6 | W7+25%
 Drawer header is slab
 □/5/PS
 Standard edge is H
 Optional Edges A/D/F/L/M/Z



HARBOR
 Available in these wood types:
 A7 | C7 | H6 | M7 | O5 | ΔA7
 Drawer header is slab
 R/□/5
 Standard edge is Z
 Optional Edges A/D/F/H/L/M



HARTFORD
 Available in these wood types:
 A9 | C9 | H8 | M9 | O7
 Drawer header is slab
 R/□/5/PR
 Standard edge is Z
 Optional Edges A/D/F/H/L/M



HOLLISTER
 Available in these wood types:
 A7 | C7 | H6 | M7 | O4 | ΔA7 | W7+25%
 Drawer header is slab
 □/5
 Standard edge is H
 Optional Edges A/D/F/L/M/Z



MANTECA
 Available in these wood types:
 A7 | C7 | H6 | M7 | O5 | ΔA7 | W7+25%
 Drawer header is slab
 □/5
 Standard edge is L
 Optional Edges A/D/F/H/M/Z



MILAN
 Available in these wood types:
 A5 | C6 | H5 | M5 | O4 | ΔA5 | W6+25%
 Drawer header is slab
 □/5
 Standard edge is L
 Optional Edges A/D/F/H/M/Z



MONROE
 Available in these wood types:
 A6 | C6 | H3 | M6 | O2
 Drawer header is slab
 Standard edge is M
 Optional Edges A/D/F/H/L/Z



MONTE CARLO
 Available in these wood types:
 A6 | C7 | H6 | M7 | O5 | ΔA6 | W7+25%
 Drawer header is slab
 R/□/5/PR
 Standard edge is Z
 Optional Edges A/D/F/H/L/M

overlay doors



FULLVILLE

Available in these wood types:
 A7 | C7 | H6 | M7 | O5 | Q10+10% | ΔA7 |
 ΔH6 | W7+25%
 Drawer header is slab
 □/5
 Standard edge is **L**
 Optional Edges **A/D/F/H/M/Z**



GENOLA

Available in these wood types:
 A6 | C6 | H5 | M5 | O5 | Q7+10% | ΔA6 |
 W6+25%
 Drawer header is slab
 □/5
 Standard edge is **L**
 Optional Edges **A/D/F/H/M/Z**



GROVETON

Available in these wood types:
 A3 | C3 | H2 | M2 | O2 | ΔA3 | W3+25%
 Drawer header is slab
 □/5
 Standard edge is **L**
 Optional Edges **A/D/F/H/M/Z**



HAMPTON

Available in these wood types:
 A8 | C9 | H7 | M8 | O5
 Drawer header is slab
 □/5
 Standard edge is **H**
 Optional Edges **A/D/F/L/M/Z**



HUDSON

Available in these wood types:
 A5 | C6 | H3 | M5 | O2 | ΔA5 | W6+25%
 Drawer header is slab
 □/5
 Standard edge is **H**
 Optional Edges **A/D/F/L/M/Z**



LEESBURG

Available in these wood types:
 A6 | C6 | H5 | M6 | O5 | ΔA6
 Drawer header is slab
R/□/5/PR
 Standard edge is **L**
 Optional Edges **A/D/F/H/M/Z**



LEVI

Available in these wood types:
 C6 | M6 | Q7+10%
 Drawer header is five-piece
 Standard edge is **L**



MANCHESTER

Available in these wood types:
 A6 | C6 | H6 | M6 | O5 | ΔA6
 Drawer header is slab
 □/5
 Standard edge is **L**
 Optional Edges **A/D/F/H/M/Z**

WOOD TYPES

- A** Alder
- C** Cherry
- H** Hickory
- M** Maple
- O** Red Oak
- Q** Quarter Sawn White Oak
- Δ** Rustic
- W** Walnut

OPTIONS

- shown on pages 48–49
- R** Regent Profile
 - Furniture Pegs
 - 5** Five-Piece Drawer Header
 - PR** Rolled Profiled Drawer Header
 - PS** Scooped Profiled Drawer Header

OPTIONAL EDGES

- shown on page 48
- A** A Edge
 - D** Decorator Edge
 - F** F Edge
 - H** H Edge
 - L** L Edge
 - M** M Edge
 - Z** Z2 Edge

ARTISAN EFFECTS

- Cottage Distressing
shown on page 35
- Light Chain Distressing,
Matte Top Coat and Spattering
shown on pages 32–33
- Old World Distressing
shown on page 35
- Weathered
shown on page 34
- Weathered Snow
shown on page 34

Fieldstone Cabinetry's overlay door collection is shown on pages 36–43. To best illustrate the profiles, each door is shown in Maple finished in Natural.



MONTEREY
Available in these wood types:
A6 | C7 | H6 | M7 | O5 | Δ A6 | W7+25%
Drawer header is slab
R/ \square /5
Standard edge is **Z**
Optional Edges **A/D/F/H/L/M**



OSWEGO
Available in these wood types:
A10 | C10 | H9 | M10 | O9 | Δ A10
Drawer header is slab
 \square /5
Standard edge is **L**
Optional Edges **A/D/F/H/M/Z**



OTHELLO
Available in these wood types:
A10 | C10 | H9 | M9 | O8
Drawer header is slab
 \square /5
Standard edge is **L**
Optional Edges **A/D/F/H/M/Z**



OVERTON
Available in these wood types:
A8 | C8 | H6 | M8 | O6 | Δ A8
Drawer header is slab
 \square /5
Standard edge is **L**
Optional Edges **A/D/F/H/M/Z**



REMBRANDT
Available in these wood types:
A10 | C10 | H9 | M10 | O9 | Δ A10
Drawer header is slab
 \square /5
Standard edge is **L**
Optional Edges **A/D/F/H/M/Z**



RENVILLE
Available in these wood types:
A8 | C8 | H6 | M8 | O6 | Q9+10% | Δ A8 | W8+25%
Drawer header is slab
 \square /5
Standard edge is **L**
Optional Edges **A/D/F/H/M/Z**



REVERE
Available in these wood types:
A7 | C7 | H6 | M7 | O5 | Q10+10% | Δ A7
Drawer header is slab
R/ \square /5
Standard edge is **L**
Optional Edges **A/D/F/H/M/Z**



RICHFIELD
Available in these wood types:
A5 | C5 | H4 | M5 | O3 | Δ A5
Drawer header is slab
R/ \square /5
Standard edge is **L**
Optional Edges **A/D/F/H/M/Z**



SYCAMORE
Available in these wood types:
A10 | C10 | M9 | Δ A10
Drawer header is five-piece
PR
Standard edge is **UNIQUE**
Optional Edges not available



STANTON
Available in these wood types:
A7 | C7 | H6 | M7 | O4 | Δ A7 | W7+25%
Drawer header is slab
R/ \square /5
Standard edge is **F**
Optional Edges **A/D/H/L/M/Z**



STRATFORD
Available in these wood types:
A3 | C3 | H1 | M2 | O1 | Δ A3 | W3+25%
Drawer header is slab
R/ \square /5
Standard edge is **F**
Optional Edges **A/D/H/L/M/Z**



TACOMA
Available in these wood types:
C6 | M6
Drawer header is slab
Standard edge is **L**
Optional Edges not available

overlay doors



OXFORD
Available in these wood types:
A7 | C7 | H6 | M6 | O4
Drawer header is slab
□/5
Standard edge is **L**
Optional Edges **A/D/F/H/M/Z**



PRESCOTT
Available in these wood types:
C7 | H6 | M7
Drawer header is five-piece
PR
Standard edge is **UNIQUE**
Optional Edges not available



PRINCETON
Available in these wood types:
C7 | H6 | M6
Drawer header is five-piece
Standard edge is **UNIQUE**
Optional Edges not available



RAVENA
Available in these wood types:
A5 | C5 | H3 | M3 | O2 | ΔA5 | W5+25%
Drawer header is slab
□/5
Standard edge is **L**
Optional Edges **A/D/F/H/M/Z**



RIDGEWAY
Available in these wood types:
A6 | C6 | H5 | M5 | O5 | ΔA6 |
W6+25%
Drawer header is slab
R/□/5/PR
Standard edge is **L**
Optional Edges **A/D/F/H/M/Z**



ROCKINGHAM
Available in these wood types:
A6 | C6 | H5 | M5 | O5 | Q9+10% | ΔA6 |
W6+25%
Drawer header is slab
R/□/5
Standard edge is **L**
Optional Edges **A/D/F/H/M/Z**



ROSEBURG
Available in these wood types:
A3 | C3 | H2 | M2 | O2 | ΔA3 |
W3+25%
Drawer header is slab
R/□/5
Standard edge is **L**
Optional Edges **A/D/F/H/M/Z**



SHELBURNE
Available in these wood types:
A6 | C7 | H6 | M7 | O4 | ΔA6 |
ΔH6 | W7+25%
Drawer header is slab
R/□/5/PR
Standard edge is **Z**
Optional Edges **A/D/F/H/L/M**

WOOD TYPES

A Alder
C Cherry
H Hickory
M Maple
O Red Oak
Q Quarter Sawn White Oak
Δ Rustic
W Walnut

OPTIONS

shown on pages 48–49
R Regent Profile
□ Furniture Pegs
5 Five-Piece Drawer Header
PR Rolled Profiled Drawer Header
PS Scooped Profiled Drawer Header

OPTIONAL EDGES

shown on page 48
A A Edge
D Decorator Edge
F F Edge
H H Edge
L L Edge
M M Edge
Z Z2 Edge

ARTISAN EFFECTS

Cottage Distressing
shown on page 35
Light Chain Distressing,
Matte Top Coat and Spattering
shown on pages 32–33
Old World Distressing
shown on page 35
Weathered
shown on page 34
Weathered Snow
shown on page 34

Fieldstone Cabinetry's overlay door collection is shown on pages 36–43. To best illustrate the profiles, each door is shown in Maple finished in Natural.



TAMPA
Shown above in Weathered Blueberry
MDF only
2
Drawer header is slab
Standard edge is **L**
Optional Edges not available



TAVARES
Available in these wood types:
A5 | C5 | H4 | M5 | O3 | ΔA5
Drawer header is slab
R/□/5
Standard edge is **L**
Optional Edges **A/D/F/H/M/Z**



TEMPE
Available in these wood types:
A6 | C6 | H3 | M6 | O2 | Q8+10% | W6+25%
Drawer header is slab
Standard edge is **L**
Optional Edges **D/F/H/Z**



TITUS
Available in these wood types:
A7 | C7 | H6 | M7 | O5 | Q10+10% | ΔA7
Drawer header is slab
R/□/5
Standard edge is **L**
Optional Edges **A/D/F/H/M/Z**



VESPER
Available in these wood types:
A10 | C10 | H8 | M10 | O8 | ΔA10
Drawer header is five-piece
Standard edge is **L**
Optional Edges not available



VIENNA
Available in these wood types:
A10 | C10 | M10 | ΔA10
Drawer header is five-piece
Standard edge is **UNIQUE**
Optional Edges not available



WALSH
Available in these wood types:
A5 | C2 | H2 | M2 | O1 | ΔA5 | W2+25%
Drawer header is slab
□/5
Standard edge is **L**
Optional Edges **A/D/F/H/M/Z**



WATERWAY
Available in these wood types:
A7 | C7 | H6 | M7 | O6 | ΔA7
Drawer header is slab
□/5
Standard edge is **L**
Optional Edges **A/D/F/H/M/Z**



WAYBURG
Available in these wood types:
A4 | C4 | H3 | M3 | O3 | ΔA4
Drawer header is slab
□/5
Standard edge is **L**
Optional Edges **A/D/F/H/M/Z**



WESTBURG
Available in these wood types:
A7 | C7 | H6 | M7 | O6 | ΔA7
Drawer header is slab
□/5/PS
Standard edge is **L**
Optional Edges **A/D/F/H/M/Z**



WYLIE
Available in these wood types:
A7 | C7 | H6 | M7 | O4 | Q8+10% | ΔA7 | W7+25%
Drawer header is slab
□/5
Standard edge is **L**
Optional Edges **A/D/F/H/M/Z**



XANDRA
Available in these wood types:
A10 | C10 | H10 | M10 | O10 | Q10+10% | ΔA10 | ΔH10
Drawer header is slab
□/5
Standard edge is **L**
Optional Edges **A/D/F/H/M/Z**

overlay doors



TULANE
Available in these wood types:
A7 | C7 | H6 | M7 | O5 | ΔA7
Drawer header is slab
R/□/5/**PR**
Standard edge is **L**
Optional Edges **A/D/F/H/M/Z**



VANCE
Available in these wood types:
A7 | C7 | H6 | M7 | O6 | ΔA7
Drawer header is five-piece
Standard edge is **L**
Optional Edges not available



VANDERBILT
Available in these wood types:
A10 | C10 | H9 | M10 | O9 | ΔA10
Drawer header is slab
□/5
Standard edge is **L**
Optional Edges **A/D/F/H/M/Z**



VENETIAN
Available in these wood types:
A10 | C10 | M10 | ΔA10
Drawer header is five-piece
PR
Standard edge is **UNIQUE**
Optional Edges not available

WOOD TYPES

- A** Alder
- C** Cherry
- H** Hickory
- M** Maple
- O** Red Oak
- Q** Quarter Sawn White Oak
- Δ** Rustic
- W** Walnut

OPTIONS

- shown on pages 48–49
- R** Regent Profile
 - Furniture Pegs
 - 5** Five-Piece Drawer Header
 - PR** Rolled Profiled Drawer Header
 - PS** Scooped Profiled Drawer Header

OPTIONAL EDGES

- shown on page 48
- A** A Edge
 - D** Decorator Edge
 - F** F Edge
 - H** H Edge
 - L** L Edge
 - M** M Edge
 - Z** Z2 Edge

ARTISAN EFFECTS

- Cottage Distressing
shown on page 35
- Light Chain Distressing,
Matte Top Coat and Spattering
shown on pages 32–33
- Old World Distressing
shown on page 35
- Weathered
shown on page 34
- Weathered Snow
shown on page 34



THIS BATH SUITE was created with the Hudson door style in Alder finished in Java.

Fieldstone Cabinetry's inset door collection is shown on pages 44–46.
To best illustrate the profiles, each door is shown in Maple finished in Natural.

**ALLENDALE**

Available in these wood types:
A12 | Δ A12 | C12 | M11
Drawer header is slab

PR/□/5

Optional Edges not available

Shown above

Face Frame Flush Inset
Drawer Header Standard slab

**AMSTERDAM**

Available in these wood types:
A12 | Δ A12 | C12 | M11
Drawer header is slab

□/5

Optional Edges not available

Shown above

Face Frame Flush Inset
Drawer Header Standard slab

**ANNAPOLIS**

Available in these wood types:
A11 | Δ A11 | C11 | M11 | Q12+10%
Drawer header is slab

□/5

Optional Edges not available

Shown above

Face Frame Flush Inset
Drawer Header Standard slab

**ATHENS**

Available in these wood types:
A12 | Δ A12 | C12 | M11
Drawer header is slab

□/5

Optional Edges not available

Shown above

Face Frame Flush Inset
Drawer Header Standard slab

**BARRETT**

Available in these wood types:
A12 | Δ A12 | C12 | M12
Drawer header is slab

□/5

Optional Edges not available

Shown above

Face Frame Flush Inset
Drawer Header Standard slab

**FAIRFIELD**

Available in these wood types:
A11 | Δ A11 | C11 | M11 | Q12+10% |
W12+25%

Drawer header is slab

□/5

Optional Edges not available

Shown above

Face Frame Flush Inset
Drawer Header Standard slab

**GENEVA**

Available in these wood types:
A11 | Δ A11 | C11 | M11 | Q12+10% |
W12+25%

Drawer header is slab

□/5

Optional Edges not available

Shown above

Face Frame Flush Inset
Drawer Header Standard slab

**GILCREST**

Available in these wood types:
A11 | Δ A11 | C11 | M11 | Q12+10% |
W12+25%

Drawer header is slab

□/5

Optional Edges not available

Shown above

Face Frame Flush Inset
Drawer Header Standard slab

**KNIGHTENGAL**

Available in these wood types:
A11 | Δ A11 | C11 | M11 | W12+25%
Drawer header is slab

□/5

Optional Edges not available

Shown above

Face Frame Flush Inset
Drawer Header Standard slab

**LACROSSE**

Available in these wood types:
A11 | Δ A11 | C11 | M11
Drawer header is slab

□/5

Optional Edges not available

Shown above

Face Frame Beaded Inset
Drawer Header Standard slab

WOOD TYPES AND COLORS FOR INSET CABINETRY

A Alder

Δ A Rustic Alder

Antiquity shown on pages 16, 23

Homestead shown on pages 19, 29

Stains and glazes palette shown on page 30

C Cherry

Chateaux shown on page 15

Stains and glazes palette shown on page 30

M Maple

Amaretto shown on page 17

Stains and glazes palette shown on page 30

Tinted Varnish and glazes palette shown on page 31

Villa shown on pages 6, 17, 24, 28–29

Q Quarter Sawn White Oak

Stains and glazes palette shown on page 30

Tinted Varnish and glazes palette shown on page 31

W Walnut

Stain palette shown on page 30



CHARLAINE
Available in these wood types:
A11 | Δ A11 | C11 | M11 | Q12+10% | W12+25%
Drawer header is slab
 $\square/5$
Optional Edges not available
Shown above
Face Frame Flush Inset
Drawer Header Standard slab



CLAIBORNE
Available in these wood types:
A11 | Δ A11 | C11 | M11 | Q12+10% | W12+25%
Drawer header is slab
 $\square/5$
Optional Edges not available
Shown above
Face Frame Flush Inset
Drawer Header Standard slab



DAYTON
Available in these wood types:
A11 | Δ A11 | C11 | M11 | W12+25%
Drawer header is slab
PS/ $\square/5$
Optional Edges not available
Shown above
Face Frame Flush Inset
Drawer Header Standard slab



DELHI
Available in these wood types:
A11 | Δ A11 | C11 | M11 | W12+25%
Drawer header is slab
 $\square/5$
Optional Edges not available
Shown above
Face Frame Flush Inset
Drawer Header Standard slab



EVA
Available in these wood types:
A11 | Δ A11 | C11 | M11 | Q12+10%
Drawer header is slab
 $\square/5$
Optional Edges not available
Shown above
Face Frame Flush Inset
Drawer Header Standard slab



LAGRANGE
Available in these wood types:
A11 | Δ A11 | C11 | M11 | Q12+10% | W12+25%
Drawer header is slab
 $\square/5$
Optional Edges not available
Shown above
Face Frame Beaded Inset
Drawer Header Standard slab



LASALLE
Available in these wood types:
A11 | Δ A11 | C11 | M11 | W12+25%
Drawer header is slab
PR/ $\square/5$
Optional Edges not available
Shown above
Face Frame Beaded Inset
Drawer Header Standard slab



MACKENNA
Available in these wood types:
A11 | Δ A11 | C11 | M11 | W12+25%
Drawer header is slab
 $\square/5$
Optional Edges not available
Shown above
Face Frame Beaded Inset
Drawer Header Standard slab



MESQUITE
Available in these wood types:
A11 | Δ A11 | C11 | M11 | W12+25%
Drawer header is slab
PR/ $\square/5$
Optional Edges not available
Shown above
Face Frame Beaded Inset
Drawer Header Standard slab



MONTGOMERY
Available in these wood types:
A11 | Δ A11 | C11 | M11 | W12+25%
Drawer header is slab
PR/ $\square/5$
Optional Edges not available
Shown above
Face Frame Beaded Inset
Drawer Header Standard slab

FOR MORE INFORMATION

Ask your dealer for Fieldstone Cabinetry's Inset Cabinetry brochure.

OPTIONS

- PR** Rolled Profiled Drawer Header shown on page 47
- PS** Scooped Profiled Drawer Header shown on page 47
- 5** Five-Piece Drawer Header shown on page 47
- \square Furniture Pegs shown on page 47

ARTISAN EFFECTS

- Inset doors can be distressed.
- Cottage Distressing shown on page 35
 - Light Chain Distressing shown on page 33
 - Matte Top Coat shown on page 32
 - Old World Distressing shown on page 35
 - Spattering shown on page 33

Fieldstone Cabinetry's inset door collection is shown on pages 44–46.
To best illustrate the profiles, each door is shown in Maple finished in Natural.

**REINBECK**

Available in these wood types:
A11 | ΔA11 | C11 | M11 | Q12+10% |
W12+25%

Drawer header is slab

□/5

Optional Edges not available

Shown above

Face Frame Beaded Inset

Drawer Header Standard slab

**RIVES**

Available in these wood types:
A11 | ΔA11 | C11 | M11 | Q12+10% |
W12+25%

Drawer header is slab

□/5

Optional Edges not available

Shown above

Face Frame Flush Inset

Drawer Header Standard slab

**ROCA**

Available in these wood types:
A11 | ΔA11 | C11 | M11 | Q12+10% |
W12+25%

Drawer header is slab

□/5

Optional Edges not available

Shown above

Face Frame Beaded Inset

Drawer Header Standard slab

**ROCK DALE**

Available in these wood types:
A11 | ΔA11 | C11 | M11 | W12+25%

Drawer header is slab

PR/□/5

Optional Edges not available

Shown above

Face Frame Beaded Inset

Drawer Header Standard slab

**RUTLEDGE**

Available in these wood types:
A12 | ΔA12 | C12 | M12

Drawer header is slab


□/5

Optional Edges not available

Shown above

Face Frame Flush Inset

Drawer Header Standard slab

**TERRACE**

Available in these wood types:

MDF11

Drawer header is slab

Optional Edges not available

Shown above

Terrace door style in MDF finished
in Castlerock

Face Frame Flush Inset

Drawer Header Standard slab

**VINCENT**

Available in these wood types:

A12 | ΔA12 | C12 | M12

Drawer header is slab

□/5

Optional Edges not available

Shown above

Face Frame Flush Inset

Drawer Header Standard slab

**WILDWOOD**

Available in these wood types:

A11 | ΔA11 | C11 | M11 | Q12+10% |

W12+25%

Drawer header is slab

□/5

Optional Edges not available

Shown above

Face Frame Flush Inset

Drawer Header Standard slab

**WINTER SPRINGS**

Available in these wood types:

A11 | ΔA11 | C11 | M11

Drawer header is slab

□/5

Optional Edges not available

Shown above

Face Frame Beaded Inset

Drawer Header Standard slab

**XENA**

Available in these wood types:

A12 | ΔA12 | C12 | M12 | Q12+10%

Drawer header is slab

□/5

Optional Edges not available

Shown above

Face Frame Flush Inset

Drawer Header Standard slab

INSET FINIAL HINGES




Black



Pewter

Concealed hinges with soft close are also available.



Matte Nickel



Dark Oil Rubbed Bronze



Copper Bronze

INSET DRAWER HEADER OPTIONS



FIVE-PIECE DRAWER HEADER
Available on all inset door styles.

ROLLED ▲



ROLLED PROFILED DRAWER HEADER
Available on the Allendale, LaSalle, Montgomery and Rock Dale inset door styles.

SCOOPED ▲



SCOOPED PROFILED DRAWER HEADER
Available on the Dayton and Mesquite inset door styles.

WOOD TYPES AND COLORS FOR INSET CABINETRY

- A Alder
- △A Rustic Alder
 - Antiquity shown on pages 16, 23
 - Homestead shown on pages 19, 29
 - Stains and glazes palette shown on page 30
- C Cherry
 - Chateaux shown on page 15
 - Stains and glazes palette shown on page 30
- M Maple
 - Amaretto shown on page 17
 - Stains and glazes palette shown on page 30
 - Tinted Varnish and glazes palette shown on page 31
 - Villa shown on pages 6, 17, 24, 28–29
- Q Quarter Sawn White Oak
 - Stains and glazes palette shown on page 30
 - Tinted Varnish and glazes palette shown on page 31
- W Walnut
 - Stain palette shown on page 30

OPTIONS

- PR Rolled Profiled Drawer Header shown below
- PS Scooped Profiled Drawer Header shown below
- 5 Five-Piece Drawer Header shown below
- Furniture Pegs shown on page 48

ARTISAN EFFECTS

- Inset doors can be distressed.
- Cottage Distressing shown on page 35
 - Light Chain Distressing shown on page 33
 - Matte Top Coat shown on page 32
 - Old World Distressing shown on page 35
 - Spattering shown on page 33

INSET FACE FRAME OPTIONS



BEADED INSET FACE FRAME
Openings of face frame feature a bead.



FLUSH INSET FACE FRAME
Openings of face frame are square.

EDGE PROFILES

Many door styles can receive a variety of edges. Maybe you've found a door that you love, and you want to tweak it a bit. One place to start is the outside edges of a door. Here we've illustrated what is meant by the outside edges of a door, and how each edge looks.

Look for a listing of optional edges under doors pictured on pages 36-43.

A

DRAWER EDGE

DECORATOR EDGE

DOOR EDGE

F

H

L

M

Z2



Hudson door style with single furniture pegs



Hudson door style with double furniture pegs

FURNITURE PEGS

This option gives rustic character to doors and drawers. A $\frac{3}{16}$ " square wooden peg is driven into a $\frac{3}{8}$ " diameter drill hole. The gaps between the peg and the hole are visible and are not filled. Single and double pegs (shown above) are available.

Look for this symbol under doors pictured on pages 36-43 and 44-46.



Hudson door style without furniture pegs

drawer options

REGENT PROFILE

The Regent Profile has three graduated steps ascending to the center of the drawer header front, adding dimension and detailing for minimal cost.

Look for this symbol R under doors pictured on pages 36–43.



FIVE-PIECE DRAWER HEADER

A five-piece drawer header is standard on select door styles. A door's standard drawer header is listed under each door on pages 36–42 and 44–46. Look for the words "Drawer header is five-piece."

A five-piece drawer header is also an option on many door styles. Those door styles are shown here.

Look for this symbol "5" under doors pictured on pages 36–43 and 44–46.

PROFILED DRAWER HEADER


Select doors can receive a Profiled drawer header. Compared to a standard slab drawer header, a drawer header with a Scooped Profiled edge or a Rolled Profiled edge has a more distinct and decorative look.

Depending on which profile best complements the door style, the profile we add will be "Scooped" or "Rolled".

Look for the symbol PS or PR under doors pictured on pages 36–43.

SCOOPED ▲

ROLLED ▲



DECORATIVE STORAGE FOR DRAWERS


Shown above with clear glass.

Inserts are shown on page 51.



THIS CABINET was created with the Hanover door style in Maple finished in Oregon with Chocolate Glaze. Optional five piece drawer headers and decorative storage drawers were used.


personalize your room door options



BOW




ELLIPSE




MISSION II



FOUR LITE MULLION



PORTAL II



RADIUS



PRAIRIE MULLION



MISSION III



SIX LITE MULLION




VENNICIA




HEIRLOOM




GOTHIC



PENDENT



DIAMOND



**insert for
SINGLE PANEL DOOR**




**OIL RUBBED BRONZE FRAME
DOOR WITH SATIN GLASS
INSERT**



**ALUMINUM FRAME DOOR WITH
SATIN GLASS INSERT**



THORNTON ACCENT DOOR



CROSSING



**insert for
TWIN PANEL DOORS
Manchester**

options for every style drawer & door options

LEADED GLASS INSERTS



Radius*


Mullion*



Classic*

Heirloom*

* Leaded glass is available only as shown. Patterns are shown with lead caming. Brass caming is available on some patterns.




Lattice*

Unity*

Prairie*


FAUX LOOK INSERTS



Carbon

Planked


RESIN INSERTS



Bear Grass

Fossil Leaves

Linea Ivory



Quattro Carbon

Thatch

Whisp Silver

PATTERNED GLASS INSERTS



Artique

Baroque

Koko Seedy

1/8 Reeded



1/2 Reeded

Water

Glue Chip

Cotswold

TEMPERED GLASS INSERTS



Clear

Listral D

Satin

BASIC GLASS INSERTS



Clear Bevel

Clear

The styling options shown on these two pages are available on select doors. Please consult with your Fieldstone Cabinetry dealer to determine the options available for the door you choose.

wood types



Alder is a softer wood with a fine straight grain and even texture. Color is light brown with yellow or reddish tinge, with little difference between heartwood and sapwood. Alder does not evolve in color or darken when exposed to light or heat as other woods do, and takes stains and finishes well. More than some of the other woods, care must be taken to avoid damage due to its softer nature. Some small tight knots can be found with standard Alder.

Cherry displays a distinctive grain pattern and warm color. The color ranges from nearly white to dark reddish brown. Dark pockets, pin knots, and random streaks are common. More than most woods, Cherry will darken when exposed to light, especially in light stains. The more sun Cherry receives, the faster it will darken. This will be most evident in new wood and will slow as it ages.

Hickory is a heavy, strong wood. It is known for flowing, vibrant grain patterns and dramatic color variations. Hickory can also exhibit random pecks, burls, and mineral streaks. Hickory's color ranges across a wide spectrum, from nearly white to dark brown.

Rustic Alder and Rustic Hickory refers to the Rustic versions of these wood types. It is characterized by knots, burls and mineral streaks found on center panels, stiles and rails of the door, and on the drawer headers, which could impact hardware placement. Knots will be sound and will be closed, but certain angles could show light through the knots. Glazing rustic wood types will enhance these unique characteristics.


△ THIS SYMBOL IS SHOWN UNDER DOORS ON PAGES 36-43 AND 44-46 TO INDICATE THEY ARE AVAILABLE IN RUSTIC.

Maple is a versatile hardwood with a fine, smooth grain. It varies in color from nearly white to a slightly reddish brown. Mineral or sugar streaks occur naturally in Maple and can vary from piece to piece. Variations will be more noticeable in lighter stains.

Red Oak is a strong wood with a long linear grain, often displaying tiny rays. You may notice small pinholes and tight knots. Color will range from golden blonde to deeper reddish tones. This cut of Red Oak is known as flat sawn.

Quarter Sawn White Oak is known for distinctive rays and flecks in the wood grain, with colors that range from nearly white sapwood to darker gray/ brown heartwood. Quarter Sawn White Oak takes stain fairly evenly and is known for strength, durability and the beauty that comes from the cut of the wood. Cutting from the heart of the log, rather than the edges, gives visibility to long radiated rays that are the essence of Quarter Sawn White Oak.

Walnut is a strong, stable American hardwood known for wide color variation. It ranges in color from creamy white to a medium purplish brown. Walnut cabinetry will have both flowing grain and straight grain. This combination is a treasured characteristic of Walnut, and is showcased when Walnut is finished in Natural. However, Walnut takes all available stains well. Walnut is a favorite choice for furniture and furniture grade cabinetry, such as Fieldstone Cabinetry.



standard ALDER

Shown here in Natural.



rustic ALDER

Shown here in Natural.




CHERRY

Shown here in Natural.



standard HICKORY

Shown here in Natural.




rustic HICKORY

Shown here in Natural.




MAPLE

Shown here in Natural.



RED OAK

Shown here in Natural.



QUARTER SAWN
WHITE OAK

Shown here in Natural.



WALNUT

Shown here in Natural.

it's perfect custom colors

We can create cabinetry that matches most paint swatches. Bring the swatch to your Fieldstone Cabinetry dealer—that's all it takes to start your custom Tinted Varnish project.

If your heart's desire is a color you spied in a magazine or in a fabric, or you have furniture you want to match or complement, talk to your Fieldstone Cabinetry dealer about preparing a sample of wood that will guide us in creating a stain for your cabinetry.

A custom stain takes more legwork (from both you and us) than a custom paint, but we'll put our heart into it. With good direction from you and our experience creating custom stains, the legwork will result in a beautiful finish you'll be proud to have in your home. Talk to your Fieldstone Cabinetry dealer about the additional costs and delivery times for a custom color.

SHOWN HERE



Brighton door style in Maple finished in custom Indigo Batik

SHOWN BELOW, LEFT TO RIGHT

- Bainbridge door style in Maple finished in custom McCormick Blue Nickel with Old World Distressing
- Manchester door style in Maple finished in custom Recycled Glass
- Bainbridge door style in Maple finished in custom Rustic Red Bronze with Old World Distressing



Beyond the ordinary: custom colors available.



FIELDSTONE CABINETRY'S BEAUTIFUL CABINET FINISHES INCLUDE SILVER ION TECHNOLOGY.

SILVERCOAT provides the proven benefits of silver ion technology, known to inhibit the growth of various microorganisms.

INVISIBLE, EFFECTIVE PROTECTION


SILVERCOAT is a non-toxic coating which acts as a protective barrier to help guard against the infiltration and proliferation of destructive microorganisms.

HOW IT WORKS

Research has shown that relatively small amounts of silver can disrupt bacteria's metabolism by preventing it from converting nutrients into energy, which inhibits bacteria survival, reproduction and colonization.

SILVERCOAT
THE SILVER LINING IN YOUR BUSY KITCHEN

OVERLAY AND INSET DOOR STYLES



Overlay cabinetry has doors that “lay over” the top of the cabinet’s face frame. There are two styles of overlay doors: Modern and Traditional. A Modern door style shows less of the cabinet’s face frame than a Traditional door style. A Traditional door style shows the most of the cabinet’s face frame. See images on page 36.

Inset cabinetry has doors that are precisely “set into” the cabinet’s face frame. We manufacture inset cabinetry with tight reveals and take great care to create square, true cabinets. When adding inset cabinetry to your home, consider:

1. Quality installation is a must. If cabinets are not installed properly, doors may appear warped even though they are not. Every homeowner should expect their walls and floors to have variations; a well-qualified installer can properly shim inset cabinetry so it does not become out of square.
2. Homeowners should be prepared to adjust their doors seasonally as temperatures change.
3. Wall, wall base and utility wall inset cabinets are 12" deep. The standard inside storage dimension is 10³/₄". Unless the cabinet is modified to a greater depth, the cabinet will not accommodate oversized plates or dinnerware.



WARRANTY

Fieldstone Cabinetry's construction, materials and all finishes are covered by a Limited Lifetime Warranty.

ARTISAN EFFECTS

Use this chart to review the characteristics that are included in the distressing package that you selected.	Cottage with light chain distressing		
	Cottage without light chain distressing	Old World Distressing	
Brush stroke (as seen in Villa)			
Chiseling (as seen in Homestead)			
Dips			•
Knife cuts			•
Light chain distressing	•		•
Padding (as seen in Chateaux)			
Rasping			•
Rounded corners	•	•	•
Rub through on flat surfaces			
Spattering			
Speckling (with dark brown, as seen in Chateaux)			
Wire brushing (as seen in Weathered)			
Worm holes			•
Worn edges on center panel	•	•	•

CUSTOM COLORS

Talk to your Fieldstone Cabinetry dealer about the additional costs and delivery times for a custom color.

Use this chart to review the characteristics you can add to your custom color.	CUSTOM COLORS			
	Custom Stain	Custom Stain with Glaze	Custom Tinted Varnish	Custom Tinted Varnish with Glaze
Artisan Effects				
Cottage with light chain distressing	•	•	•	•
Cottage without light chain distressing	•	•	•	•
Old World Distressing	•	•	•	•
Distressing techniques				
Brush stroke (as seen in Villa)			•	•
Chiseling (as seen in Homestead)	•	•	•	•
Dips	•	•	•	•
Knife cuts	•	•	•	•
Light chain distressing	•	•	•	•
Padding (as seen in Chateaux)	•	•	•	•
Rasping	•	•	•	•
Rounded corners	•	•	•	•
Rub through on flat surfaces	•	•	•	•
Spattering	•	•	•	•
Speckling (with dark brown, as seen in Chateaux)	•	•	•	•
Wire brushing (as seen in Weathered)	•	•	•	•
Worm Holes	•	•	•	•
Worn edges on center panel	•	•	•	•

SPECIALTY COLORS

Use this chart to review the characteristics that are included with the color you selected.	SPECIALTY COLORS					
	Amaretto	Antiquity	Chateaux	Homestead	Villa	Weathered
Brush stroke					•	
Chiseling				•		
Dips			•	•		
Knife cuts			•	•		
Light chain distressing	•		•	•		
Padding			•			
Rasping			•	•		
Rounded corners	•		•	•		
Rub through on flat surfaces	•					
Spattering						
Speckling			•			
Wire brushing						•
Worm holes			•			
Abundant Worm holes				•		
Worn edges on center panel	•		•	•		

Specialty Colors have characteristics that cannot be captured on a color chip, so color chips are not available in Amaretto, Antiquity, Chateaux, Homestead, Villa and Weathered. Request a door sample to view these unique, beautiful colors.

Specialty Colors are cabinetry finishes that take your room to a whole new level. Artistic effects are added to popular colors to add character and in some cases, a vintage feel.



STAIN

A stain is a basic yet substantial finish that adds color to wood while revealing the beauty of the grain. The wood type affects the color of the stain, so the same stain will look different on each wood type. In some cases, the difference is dramatic. For the richest, most consistent color coverage, we apply the stain and then hand rub it into the wood. There are no machine shortcuts: elbow grease is the only way to coax the luster from stained wood.

TINTED VARNISH

The best way to describe Tinted Varnish is to say it gives cabinetry a paint-like finish. However, our Tinted Varnish is much more durable than paint. Throughout the country, this type of finish is also called “enamel” or “opaque”. Tinted Varnish is available on Maple, Red Oak and Quarter Sawn White Oak cabinetry, and each wood yields a different look. The grain of Maple wood is concealed by Tinted Varnish and the grain of Red Oak and Quarter Sawn White Oak shows through Tinted Varnish. Please note, when Tinted Varnish-based cabinet colors are specified, veneered center panels in doors are replaced with HDO material, and solid 3/8" reverse flat panels and solid 1/2" raised panels in doors are replaced with 100% MDF. These materials assure the best possible finish.

GLAZE

Fieldstone Cabinetry has four glaze colors: Chocolate, Ebony, Latté and Nickel. Glazes are available to layer over both stains and Tinted Varnishes. We apply the glaze by hand and then wipe it off by hand. When our craftsman wipes off the glaze, he or she can best use the glaze to define the details in that particular kitchen. The profiles on a door and drawer, and other details on cabinetry, such as corbels, rosettes or shells, are stunning when glazed. We glaze every part of your cabinetry by hand—doors, drawers, moulding and panels.

OPTIONS FOR STANDARD PALETTE COLORS

The standard palettes for Stain and Tinted Varnish are shown on pages 30–31.

Is your color a Stain?

- Do you want to add light chain distressing?
- Do you want to add matte top coat?
- Do you want to add spattering?

Is your color a Stain with Glaze?

- Do you want to add light chain distressing?
- Do you want to add matte top coat?
- Do you want to add spattering?

Is your color a Stain with Glaze and Cottage Distressing?

- Do you want to add light chain distressing?
- Do you want to add matte top coat?
- Do you want to add spattering?

Is your color a Tinted Varnish?

- Do you want to add light chain distressing?

Is your color a Tinted Varnish with Glaze?

- Do you want to add light chain distressing?

Is your color a Tinted Varnish with Glaze and Cottage Distressing?

- Do you want to add light chain distressing?

FIELDSTONE[®]

CABINETS

600 East 48th Street North • Sioux Falls, SD 57104
www.fieldstonecabinetry.com

This brochure is item #3335 and is called the
"Doors and Finishes" brochure

© 2024 Fieldstone Cabinetry



www.facebook.com/fieldstonecabinetry

www.pinterest.com/fieldstonecabinetry/

www.youtube.com/user/fieldstonecabinetry

www.houzz.com/pro/fieldstonecabinetry/fieldstone-cabinetry

www.instagram.com/fieldstonecabinetry

Send questions to inquiresm@fieldstonecabinetry.com



American Craftsmanship

Manufactured in Sioux Falls, South Dakota from domestic and global components.



CERTIFIED TO ANSI A161.1



TSCA TITLE VI COMPLIANT

This brochure was printed in November 2024.

Accuracy of all reprinted color is subject to printing limitations. Please bear in mind that variation is inherent in wood, and actual finishes may differ substantially from what you see here.

In keeping with our practice of continuous product improvement, Fieldstone Cabinetry may adjust specifications in design and materials as conditions require. Some components may utilize differing materials to ensure a high-quality product in all applications.

DESIGN CREDITS

PAGE 36 This cabinetry was designed by Angela Goodall, owner of Kitchen Choreography, a Fieldstone Cabinetry dealer in Traverse City, Michigan. Photography by Jason Hulet Photography.

PAGE 46 This cabinetry was designed by Jessica Sybrant, a designer on staff at Arrow Cabinet Gallery, a Fieldstone Cabinetry dealer in Woodbury, Minnesota.

THIS KITCHEN ON THE FRONT AND BACK COVER was created with the Gilcrest door style in Quarter Sawn White Oak finished in Nordic Breeze. Accented with the Gilcrest door style in Maple finished in Regent Green. Shown in Flush inset with standard slab drawer headers.

